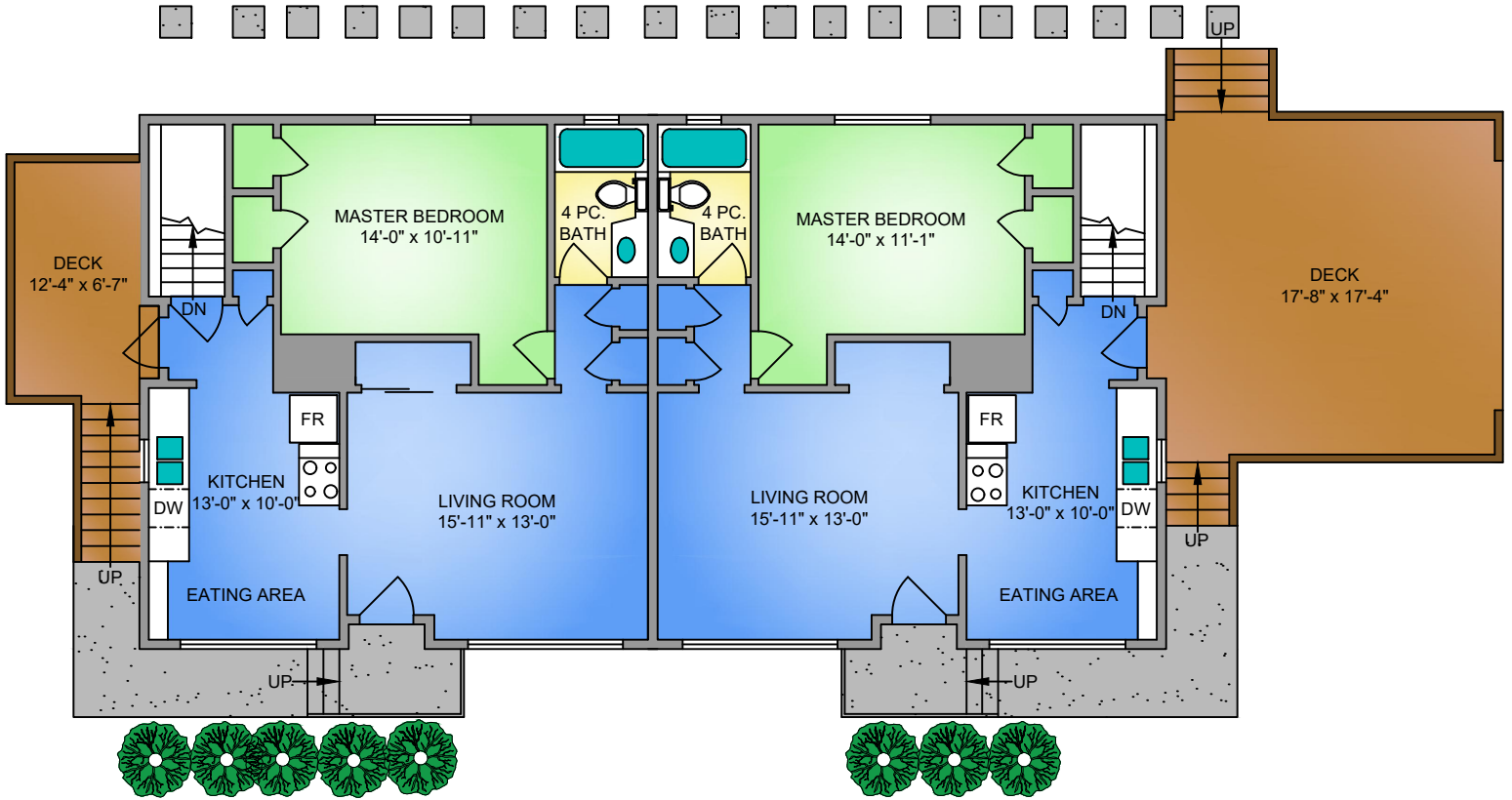


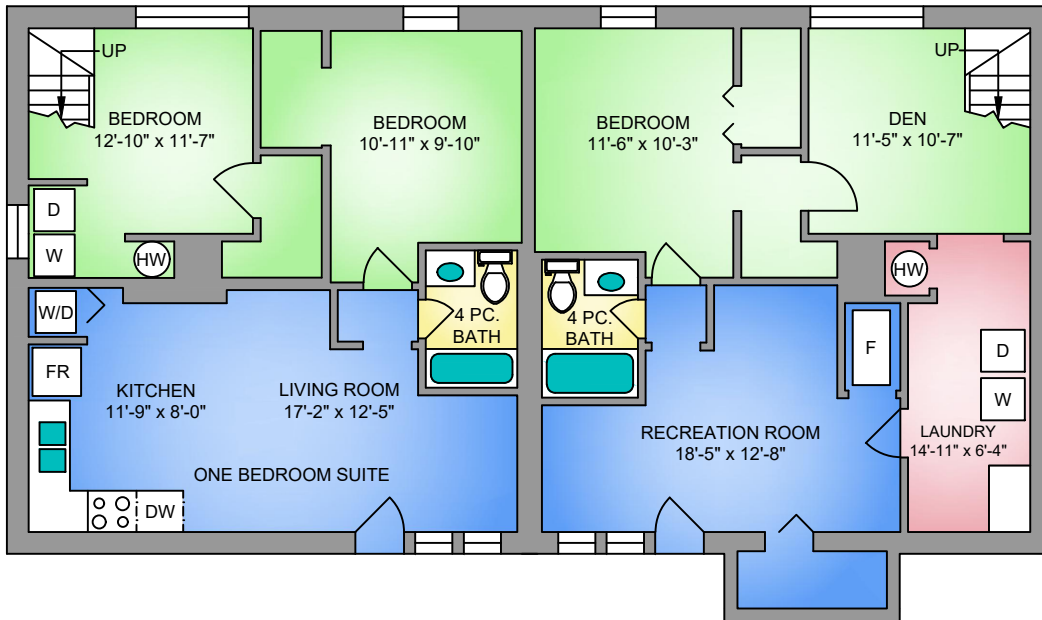
1427 HILLSIDE - MAIN FLOOR
754 SQ. FT.

1425 HILLSIDE - MAIN FLOOR
754 SQ. FT.

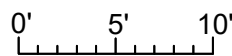


1427 HILLSIDE - LOWER FLOOR
759 SQ. FT.
7'-2" TO 6'-6" CEILING

1425 HILLSIDE - LOWER FLOOR
759 SQ. FT.
7'-2" TO 6'-6" CEILING



NORTH



SCALE

| 1425 / 1427 HILLSIDE AVENUE DATE, 2015 | | |
|--|----------------|--------------|
| PREPARED FOR THE EXCLUSIVE USE OF MARK LAWLESS PLANS MAY NOT BE 100% ACCURATE, IF CRITICAL BUYER TO VERIFY. | | |
| FLOOR | AREA (SQ. FT.) | |
| | FINISHED | DECK / PATIO |
| MAIN | 1508 | 398 |
| LOWER | 1518 | - |
| TOTAL | 3026 | 398 |



250-884-9753
matt@propermeasure.com
www.propermeasure.com